

Shareholding Pattern under Regulation 31 of SEBI (Listing Obligations and Disclosure Requirements) Regulations, 2015

1.	Name of Listed Entity: Voltamp Transformers Limited
2.	Scrip Code/Name of Scrip/Class of Security: 532757
3.	Share Holding Pattern Filed under: Reg. 31(1)(a)/Reg. 31(1)(b)/Reg.31(1)(c)
	a. If under 31(1)(b) then indicate the report for Quarter ending
	b. If under 31(1)(c) then indicate date of allotment/extinguishment
4.	Declaration: The Listed entity is required to submit the following declaration to the extent of submission of information:-

	Particulars	Yes*	No*
1	Whether the Listed Entity has issued any partly paid up shares?		No
2	Whether the Listed Entity has issued any Convertible Securities or Warrants?		No
3	Whether the Listed Entity has any shares against which depository receipts are issued?		No
4	Whether the Listed Entity has any shares in locked-in?		No
5	Whether any shares held by promoters are pledge or otherwise encumbered?		No

* If the Listed Entity selects the option 'No' for the questions above, the columns for the partly paid up shares, Outstanding Convertible Securities/Warrants, depository receipts, locked-in shares, No of shares pledged or otherwise encumbered by promoters, as applicable, shall not be displayed at the time of dissemination on the Stock Exchange website. Also wherever there is 'No' declared by Listed Entity in above table the values will be considered as 'Zero' by default on submission of the format of holding of specified securities.

GENERATED ON :02/07/2022 NSDL : 30/06/2022 CDSL :30/06/2022





Table I - Summary Statement holding of specified securities

Category	Category of shareholder	Nos. of shareholders	No. of fully paid up equity shares held	No. of Partly paid-up equity shares held	No. of shares underlying Depository Receipts	Total nos. shares held	Shareholding as a % of total no. of shares (calculated as per SCRR, 1957)	Number of Voting Rights held in each class of securities				No. of Shares Underlying Outstanding convertible securities (including	Shareholding, as a % assuming full conversion of convertible securities	Number of Locked in shares		Number of Shares pledged or otherwise encumbered		Number of equity shares held in dematerialised form
								No of Voting Rights			Total as a % of (A+B+C)			No. (a)	As a % of total Shares held(b)	No. (a)	As a % of total Shares held(b)	
								Class eg: X	Class eg: y	Total								
(I)	(II)	(III)	(IV)	(V)	(VI)	(VII) =	(VIII) As a	(IX)				(X)	(XI)=	(XII)		(XIII)		(XIV)
(A)	Promoter & Promoter Group	2	5058562	0	0	5058562	50.0000	5058562	0	5058562	50.0000	0	50.0000	0	0.0000	0	0.0000	5058562
(B)	Public	24313	5058558	0	0	5058558	50.0000	5058558	0	5058558	50.0000	0	50.0000	0	0.0000	NA	NA	5058555
(C)	Non Promoter - Non Public				0				0			0			0.0000	NA	NA	
(C1)	Shares Underlying DRs	0	0	0	0	0	0.0000	0	0	0	0.0000	0	0.0000	0	0.0000	NA	NA	0
(C2)	Shares Held By Employee Trust	0	0	0	0	0	0.0000	0	0	0	0.0000	0	0.0000	0	0.0000	NA	NA	0
	Total	24315	10117120	0	0	10117120	100.0000	10117120	0	10117120	100.0000	0	100.0000	0	0.0000	0	0.0000	10117117

GENERATED ON :02/07/2022 NSDL : 30/06/2022 CDSL :30/06/2022



Voltamp Transformers Limited

Table II - Statement showing shareholding pattern of the Promoter and Promoter Group

	Category & Name of the shareholders (I)	Entity Type	PAN (II)	Nos. of shareholders (III)	No. of fully paid up equity shares held (IV)	Partly paid-up equity shares held (V)	No. of shares underlying Depository Receipts (VI)	Total nos. shares held (VII) =	Shareholding % calculated as per SCRR, 1957 As a % of (A+B+C2) (VIII) As a	Number of Voting Rights held in each class of securities			No. of Shares Underlying Outstanding convertible securities (including securities (X)	Shareholding, as a % assuming full conversion of convertible securities (XI)=	Number of Locked in shares		Number of Shares pledged or otherwise encumbered		Number of equity shares held in dematerialised form (XIV)	
										No of Voting Rights					Total as a % of (A+B+C) (IX)	No. (a)	As a % of total Shares held(b)	No. (a)		As a % of total Shares held(b)
										Class eg: X	Class eg: y	Total								
1	Indian																			
(a)	Individuals / Hindu Undivided Family			2	5058562	0	0	5058562	50.0000	5058562	0	5058562	50.0000	0	50.0000	0	0.0000	0	0.0000	5058562
	Kunjaj Lalitkumar Patel	Promoters	AFKPP4591G	1	5037922	0	0	5037922	49.7960	5037922	0	5037922	49.7960	0	49.7960	0	0.0000	0	0.0000	5037922
	Taraj Kunjal Patel	Promoters	ACXPC4682K	1	20640	0	0	20640	0.2040	20640	0	20640	0.2040	0	0.2040	0	0.0000	0	0.0000	20640
(b)	Central Government / State Government(s)			0	0	0	0	0	0.0000	0	0	0	0.0000	0	0.0000	0	0.0000	0	0.0000	0
(c)	Financial Institutions / Banks			0	0	0	0	0	0.0000	0	0	0	0.0000	0	0.0000	0	0.0000	0	0.0000	0
(d)	Any Other (Specify)			0	0	0	0	0	0.0000	0	0	0	0.0000	0	0.0000	0	0.0000	0	0.0000	0
	Sub Total (A)(1)			2	5058562	0	0	5058562	50.0000	5058562	0	5058562	50.0000	0	50.0000	0	0.0000	0	0.0000	5058562
2	Foreign																			
(a)	Individuals (Non-Resident Individuals / Foreign Individuals)			0	0	0	0	0	0.0000	0	0	0	0.0000	0	0.0000	0	0.0000	0	0.0000	0
(b)	Government			0	0	0	0	0	0.0000	0	0	0	0.0000	0	0.0000	0	0.0000	0	0.0000	0
(c)	Institutions			0	0	0	0	0	0.0000	0	0	0	0.0000	0	0.0000	0	0.0000	0	0.0000	0
(d)	Foreign Portfolio Investor			0	0	0	0	0	0.0000	0	0	0	0.0000	0	0.0000	0	0.0000	0	0.0000	0
(e)	Any Other (Specify)			0	0	0	0	0	0.0000	0	0	0	0.0000	0	0.0000	0	0.0000	0	0.0000	0
	Sub Total (A)(2)			0	0	0	0	0	0.0000	0	0	0	0.0000	0	0.0000	0	0.0000	0	0.0000	0
	Total Shareholding Of Promoter And Promoter Group (A)= (A)(1)+(A)(2)			2	5058562	0	0	5058562	50.0000	5058562	0	5058562	50.0000	0	50.0000	0	0.0000	0	0.0000	5058562

Details of Shares which remain unclaimed may be given hear along with details such as number of shareholders, outstanding shares held in demat/unclaimed suspense account, voting rights which are frozen etc.

Note :


(1) PAN would not be displayed on website of Stock Exchange(s)

(2) The term 'Encumbrance' has the same meaning as assigned under regulation 28(3) of SEBI (Substantial Acquisition of Shares and Takeovers) Regulations, 2011.

GENERATED ON :02/07/2022

NSDL : 30/06/2022

CDSL :30/06/2022



Voltamp Transformers Limited

Table III - Statement showing shareholding pattern of the Public shareholder

Category & Name of the shareholders	PAN	Nos. of shareholders	No. of fully paid up equity shares held	Partly paid-up equity shares held	No. of shares underlying Depository Receipts	Total nos. shares held	Shareholding % calculated as per SCRR, 1957 As a % of (A+B+C2)	Number of Voting Rights held in each class of securities			No. of Shares Underlying Outstanding convertible securities (including	Shareholding, as a % assuming full conversion of convertible securities (XI)=	Number of Locked in shares		Number of Shares pledged or otherwise encumbered		Number of equity shares held in dematerialised form
								Class eg: X	Class eg: Y	Total			Total as a % of (A+B+C)	No. (a)	As a % of total Shares held(b)	No. (a)	
(I)	(II)	(III)	(IV)	(V)	(VI)	(VII) =	(VIII) As a % of (A+B+C2)	(IX)			(X)	(XI)=	(XII)	(XIII)	(XIV)		
1 Institutions		5	2183852	0	0	2183852	21.5857	2183852	0	2183852	21.5857	0	0.0000	NA	NA	2183852	
(a) Mutual Fund		1	860892	0	0	860892	8.5093	860892	0	860892	8.5093	0	0.0000	NA	NA	860892	
Hdfc Small Cap Fund	AAATH1809A	1	860892	0	0	860892	8.5093	860892	0	860892	8.5093	0	0.0000	NA	NA	860892	
Nippon Life India Trustee Ltd-A/C Nippon India Small Cap Fund	AAATR0090B	1	553486	0	0	553486	5.4708	553486	0	553486	5.4708	0	0.0000	NA	NA	553486	
Dsp Small Cap Fund	AAAJD0430B	1	457752	0	0	457752	4.5245	457752	0	457752	4.5245	0	0.0000	NA	NA	457752	
Uti-Mid Cap Fund	AAATU1088L	1	253206	0	0	253206	2.5027	253206	0	253206	2.5027	0	0.0000	NA	NA	253206	
(b) Venture Capital Funds		0	0	0	0	0	0.0000	0	0	0	0.0000	0	0.0000	NA	NA	0	
(c) Alternate Investment Funds		1	4000	0	0	4000	0.0395	4000	0	4000	0.0395	0	0.0000	NA	NA	4000	
(d) Foreign Venture Capital Investors		0	0	0	0	0	0.0000	0	0	0	0.0000	0	0.0000	NA	NA	0	
(e) Foreign Portfolio Investor		43	1644005	0	0	1644005	16.2497	1644005	0	1644005	16.2497	0	0.0000	NA	NA	1644005	
Nalanda India Fund Limited	AACCN5849D	1	788340	0	0	788340	7.7921	788340	0	788340	7.7921	0	0.0000	NA	NA	788340	
Nalanda India Equity Fund Limited	AACCN6131F	1	647732	0	0	647732	6.4023	647732	0	647732	6.4023	0	0.0000	NA	NA	647732	
(f) Financial Institutions / Banks		1	39	0	0	39	0.0004	39	0	39	0.0004	0	0.0000	NA	NA	39	
(g) Insurance Companies		0	0	0	0	0	0.0000	0	0	0	0.0000	0	0.0000	NA	NA	0	
(h) Provident Funds/ Pension Funds		0	0	0	0	0	0.0000	0	0	0	0.0000	0	0.0000	NA	NA	0	
(i) Any Other (Specify)		0	0	0	0	0	0.0000	0	0	0	0.0000	0	0.0000	NA	NA	0	
Sub Total (B)(1)		50	3831896	0	0	3831896	37.8754	3831896	0	3831896	37.8754	0	0.0000	NA	NA	3831896	
2 Central Government/ State Government(s)/ President of India		1	2110	0	0	2110	0.0209	2110	0	2110	0.0209	0	0.0000	NA	NA	2110	
Central Government / State Government(s)		1	2110	0	0	2110	0.0209	2110	0	2110	0.0209	0	0.0000	NA	NA	2110	
Sub Total (B)(2)		1	2110	0	0	2110	0.0209	2110	0	2110	0.0209	0	0.0000	NA	NA	2110	
3 Non-Institutions														NA	NA		
(a) Individuals		0	0	0	0	0	0.0000	0	0	0	0.0000	0	0.0000	NA	NA	0	
i. Individual shareholders holding nominal share capital up to Rs. 2 lakhs.		22508	941642	0	0	941642	9.3074	941642	0	941642	9.3074	0	0.0000	NA	NA	941639	
ii. Individual shareholders holding nominal share capital in excess of Rs. 2 lakhs.		0	0	0	0	0	0.0000	0	0	0	0.0000	0	0.0000	NA	NA	0	
(b) NBFCs registered with RBI		1	190	0	0	190	0.0019	190	0	190	0.0019	0	0.0000	NA	NA	190	
Trust Employee		0	0	0	0	0	0.0000	0	0	0	0.0000	0	0.0000	NA	NA	0	
(d) Overseas Depositories(holding DRs) (balancing figure)		0	0	0	0	0	0.0000	0	0	0	0.0000	0	0.0000	NA	NA	0	
(c) Any Other (Specify)		1753	282720	0	0	282720	2.7945	282720	0	282720	2.7945	0	0.0000	NA	NA	282720	
IEPF		1	1198	0	0	1198	0.0118	1198	0	1198	0.0118	0	0.0000	NA	NA	1198	
Trusts		2	149	0	0	149	0.0015	149	0	149	0.0015	0	0.0000	NA	NA	149	
Foreign Nationals		1	23	0	0	23	0.0002	23	0	23	0.0002	0	0.0000	NA	NA	23	
Hindu Undivided Family		501	44374	0	0	44374	0.4386	44374	0	44374	0.4386	0	0.0000	NA	NA	44374	
Non Resident Indians (Non Repat)		285	16579	0	0	16579	0.1639	16579	0	16579	0.1639	0	0.0000	NA	NA	16579	
Non Resident Indians (Repat)		706	54593	0	0	54593	0.5396	54593	0	54593	0.5396	0	0.0000	NA	NA	54593	
Body Corp-Ltd Liability Partnership		20	17098	0	0	17098	0.1690	17098	0	17098	0.1690	0	0.0000	NA	NA	17098	
Clearing Member		74	55776	0	0	55776	0.5513	55776	0	55776	0.5513	0	0.0000	NA	NA	55776	
Bodies Corporate		163	92930	0	0	92930	0.9185	92930	0	92930	0.9185	0	0.0000	NA	NA	92930	
Sub Total (B)(3)		24262	1224552	0	0	1224552	12.1038	1224552	0	1224552	12.1038	0	0.0000	NA	NA	1224549	
Total Public Shareholding (B)= (B)(1)+(B)(2)+(B)(3)		24313	5058558	0	0	5058558	50.0000	5058558	0	5058558	50.0000	0	0.0000	NA	NA	5058555	

Details of the shareholders acting as persons in Concert including their Shareholding (No. and %):

No. of shareholders	No. of Shares

Details of Shares which remain unclaimed may be given hear along with details such as number of shareholders, outstanding shares held in demat/unclaimed suspense account, voting rights which are frozen etc.

Note

(1) PAN would not be displayed on website of Stock Exchange(s).


(2) The above format needs to disclose name of all holders holding more than 1% of total number of shares

(3) W.r.t. the information pertaining to Depository Receipts, the same may be disclosed in the respective columns to the extent information available and the balance to be disclosed as held by custodian.

GENERATED ON :02/07/2022

NSDL : 30/06/2022

CDSL :30/06/2022



Voitamp Transformers Limited

Table IV - Statement showing shareholding pattern of the Non Promoter- Non Public shareholder

Category & Name of the shareholders	PAN	Nos. of shareholders	No. of fully paid up equity shares held	Partly paid-up equity shares held	No. of shares underlying Depository Receipts	Total nos. shares held	Shareholding % calculated as per SCRR, 1957 As a % of (A+B+C2)	Number of Voting Rights held in each class of securities			No. of Shares Underlying Outstanding convertible securities (including	Shareholding, as a % assuming full conversion of convertible securities	Number of Locked in shares		Number of Shares pledged or otherwise encumbered		Number of equity shares held in dematerialised form	
								No of Voting Rights					Total as a % of (A+B+C)	No. (a)	As a % of total Shares held(b)	No. (a)		As a % of total Shares held(b)
								Class eg: X	Class eg: y	Total								
(I)	(II)	(III)	(IV)	(V)	(VI)	(VII) =	(VIII) As a	(IX)			(X)	(XI)=	(XII)		(XIII)		(XIV)	
1 Custodian/DR Holder		0	0	0	0	0	0.0000	0	0	0	0.0000	0	0.0000	0	0.0000	NA	NA	0
2 Employee Benefit Trust (under SEBI (Share based Employee Benefit) Regulations, 2014)		0	0	0	0	0	0.0000	0	0	0	0.0000	0	0.0000	0	0.0000	NA	NA	0
Total Non-Promoter- Non Public Shareholding (C)= (C)(1)+(C)(2)		0	0	0	0	0	0.0000	0	0	0	0.0000	0	0.0000	0	0.0000	NA	NA	0

No

(1) PAN would not be displayed on website of Stock Exchange(s).

(2) The above format needs to disclose name of all holders holding more than 1% of total number of shares

(3) W.r.t. the information pertaining to Depository Receipts, the same may be disclosed in the respective columns to the extent information available and the balance to be disclosed as held by custodian.

GENERATED ON :02/07/2022

NSDL : 30/06/2022

CDSL :30/06/2022

